

*Research Partnership*  
 UNO School of Social Work  
 SOWK 8190 Research and Computer Applications  
 Instructor: Jeanette Harder, MSW, PhD

Executive Summary  
 Prepared for First Coast Family Center, Parent Aide Program  
 January 2007

Students:

Michelle Miller  
 Donna Higgins  
 Kristy Borgheiinck  
 Brooke Spiegel

Compiled by:

Brooke Spiegel  
 bspiegel@mail.unomaha.edu

Supervised by:

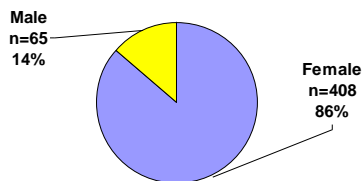
Dr. Jeanette Harder  
 jharder@mail.unomaha.edu

Description of the Population

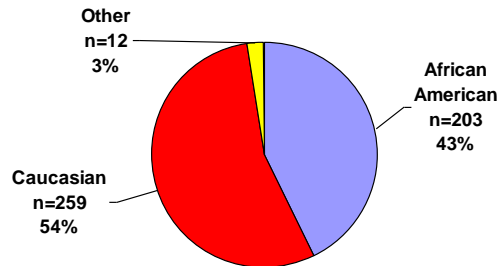
*Intake Data*

The population of the intake data consisted of 475 total clients, which were made up mostly of females (86%). The majority (97%) of this population was either Caucasian (54%) or African American (43%). The clients' ages ranged from 15 to 73 years old. Approximately three fourths of the clients were between 15-40 years old with a fairly large amount (12%) of the data missing. Over half of clients (61%) were shown to be from Duval county with another quarter (26%) from Clay county.

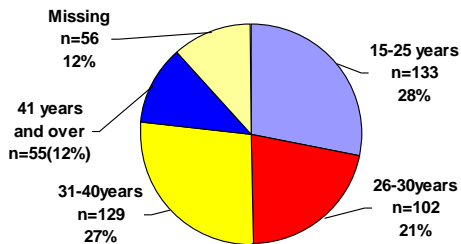
Referred Clients by Gender



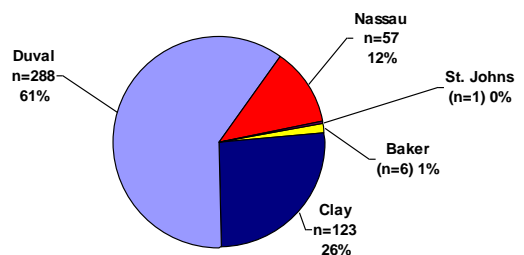
Referred Clients by Race



Referred Clients by Age



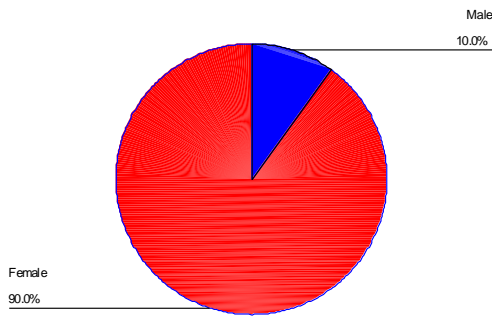
Referral by County



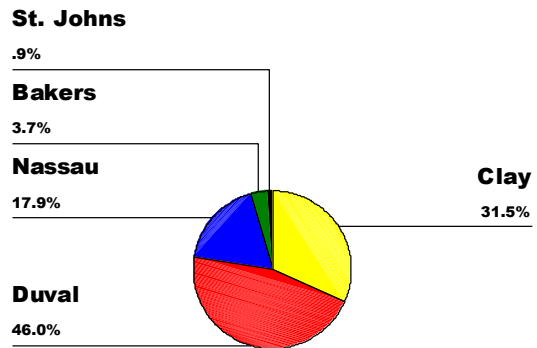
*Parent Aide Data*

The Parent Aide data was 90% female with the race of the clients being majority Caucasian (61%). A second race was also largely represented in this population with 36% of the clients being African American. When looking at the client’s county of residence, Duval county contained almost half of the Parent Aide programs clients with 46%. This was followed by Clay county with 35%, Nassau with 18%, Bakers with 4%, and finally St. Johns with 1%. The average number of family members was 4 with the head of household being a parent in 94% of families. There were a total of 352 clients in the Parent Aide data.

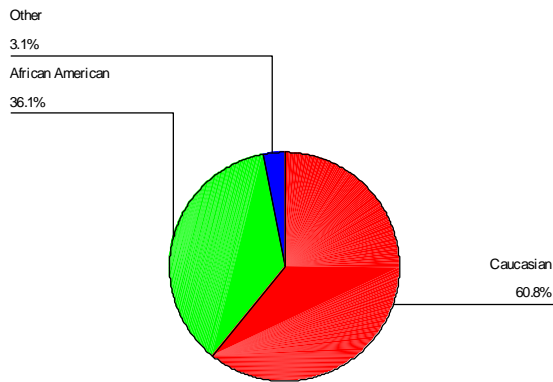
Gender of Parent Aide Participants



**County of Residence**



Race of Parent Aide Participants



Research Findings

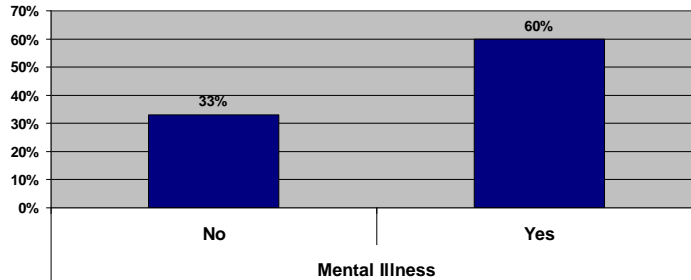
<b>Student</b>	<b>Variables (IV/DV)</b>	<b>Statistically Significant</b>
<i>Intake data</i>		
Michelle Miller	Risk factors/enrollment	No
Donna Higgins	Referral source/enrollment	No
<i>Parent Aide Data</i>		
Kristy Borgheijnck	Referral source/termination reason	Yes
Brooke Spiegel	County/termination reason	Yes

*Intake Data*

When looking at the intake data, risk factors included prior DCF involvement, substance abuse, mental illness, and domestic violence; these risk factors were found to have no statistical significant when looked at in regards to enrollment. In general, “at risk” families had a slightly lower rate of enrollment than those without identified risk factors. Data was not always up to date or complete on the presence of risk factors, which limited the research done and results able to be calculated on this data.

<b>Risk Factor</b>	<b>% likely to enroll in services</b>
Prior DCF involvement	-6%
Domestic Violence	-12%
Substance abuse	-11%
Mental health concerns	+27%

Figure 9. Percent Enrolled



Referral source and enrollment had no statistical significance, but it was found that nearly half of all referrals (46%) were enrolled in services. Referrals most likely to enroll came from the Neighborhood Partnership (55%) with referrals from the Department of Children and Families enrolling the least (41%), even after schools and other referrals enrolling at 51%.

Referral Source	Results of Families Enrolled	
	#	%
Department of Children and Families	109	41%
Neighborhood Partnership	53	55%
Schools and All Other Referrals	56	51%

$X^2 = 8.85$

$p \leq .182$

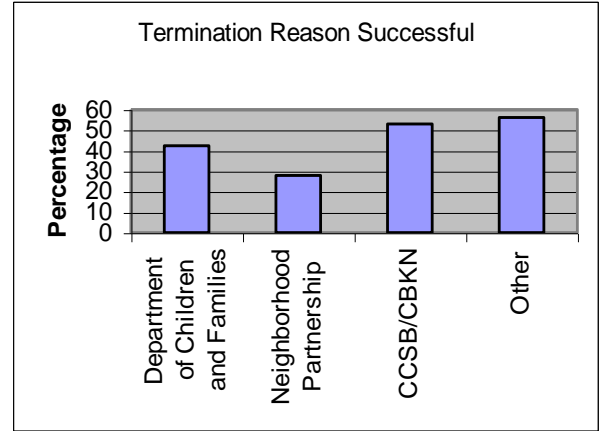
*Parent Aide Data*

Significance was found between referral source and termination reason for the Parent Aide program. The referrals most likely to complete the program successfully included the Clay/Baker Kid’s Network (CBKN) and the Clay County School Board (CCSB) at 53%. The Neighborhood Partnership had the least number of successful referrals with their referrals consisting of mainly African American (68%) females (96%) from Duval county (96%).

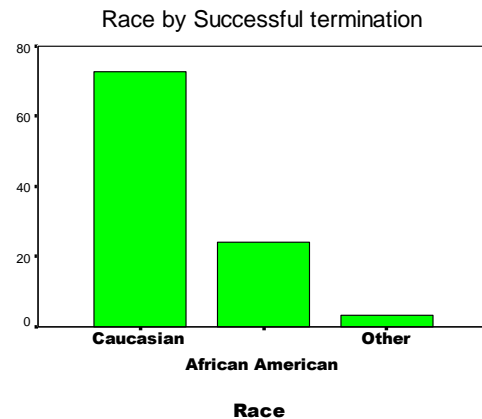
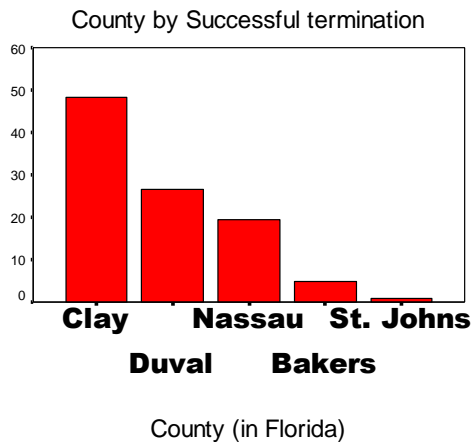
Table 1 Successful Termination Reason

Referral Source	n	% Successful
Department of Children and Families	125	42%
Neighborhood Partnership	54	28%
CCSB/CBKN	51	53%
Other	50	56%
Total	280	44%

$\chi^2=10.477, p\leq.015$



And finally when looking at county and termination reason, there was statistical significance. Clay county had the largest number of clients (59%) who successfully terminated from the Parent Aide program. When considering other factors which may have influenced the difference in termination reason, it was found that race influences termination reason. Caucasians are almost three times more likely to terminate successfully from the program; this may help determine why Clay county is more successful than Duval with the African American population 4 times that of Clay county.



For more information on *Research Partnership*: <http://myweb.unomaha.edu/~jharder>